

STEP BY STEP GUIDE

1 Go to the Bond Learner Portal


learner.bond.edu.au

2 Select Sign In

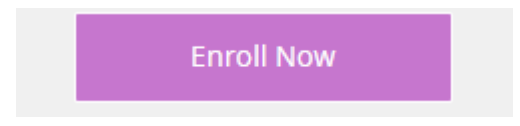


Language ▾ Sign Up Sign In

3 Select Bond SSO and sign in with your Bond credentials



4 Enrol in your selected course



Enroll Now

5 Once enrolled, find your course via your Dashboard




Microcredentials My Dashboard

6 To download your certificate of achievement, go to My Dashboard



Microcredentials My Dashboard

7 To download, click on the green and blue certificate icon



SUPPORT

If you experience difficulties, contact us for assistance with a description of the problem and a screenshot to info@learner.bond.edu.au