

welcome

Roundtable:
Antibiotic Resistance in
primary care

Chris Del Mar cdelmar@bond.edu.au

+61 7 559 52504

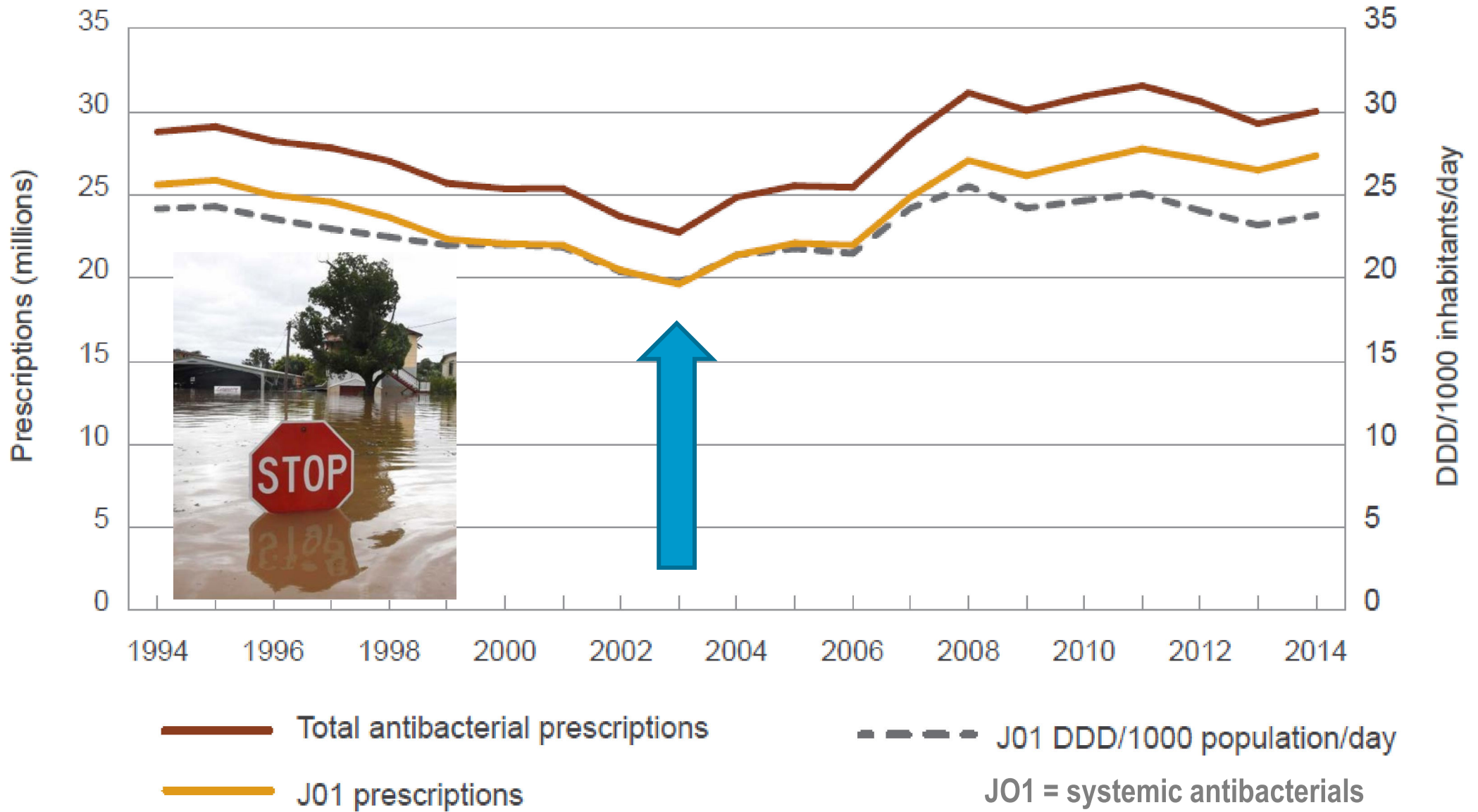
What we are going to do

Antibiotic resistance in primary care

Meeting of minds:


- policy-makers, state and national
- guideline developers
- commissions
- researchers

antibiotics in Australia (PBS 1994-2014): fall and rise




50 tonnes of
bacteria per
human

human: 0.06
tonne

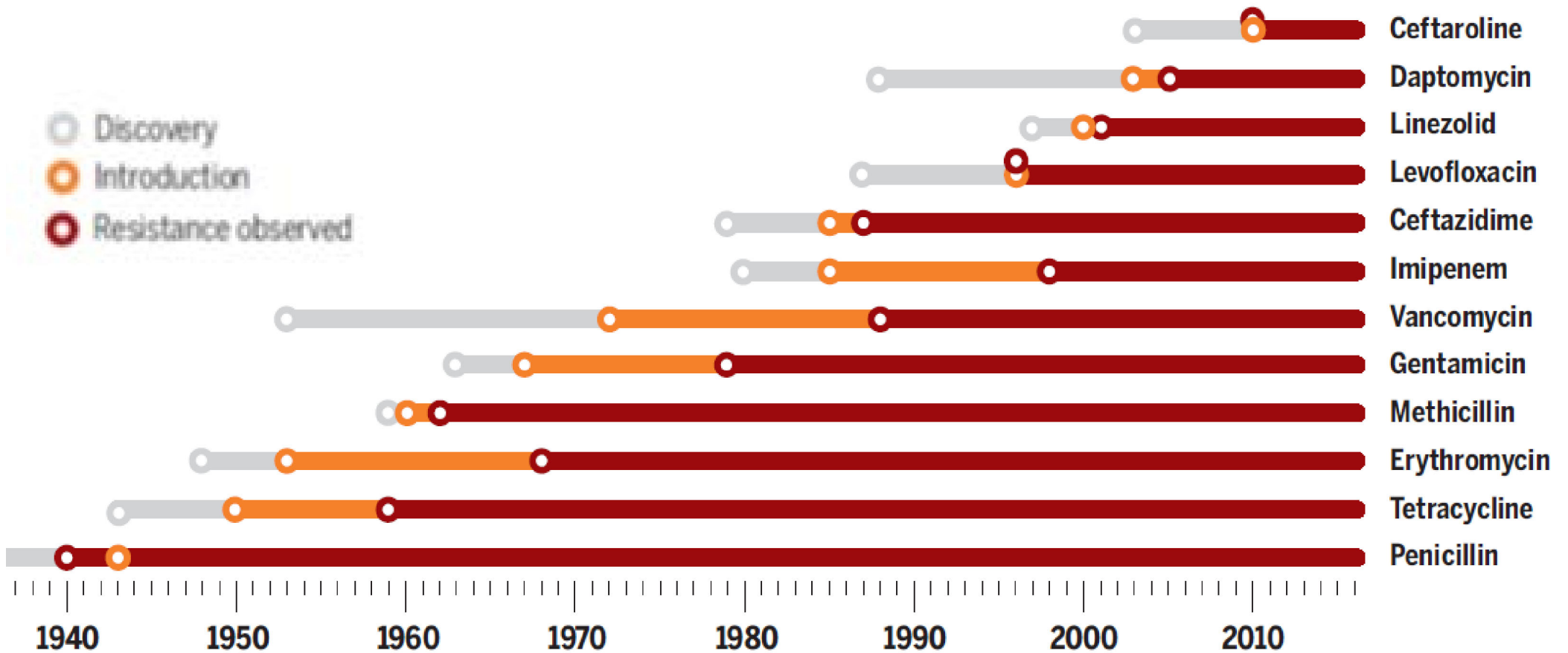


We are made up of
 10^{14} cells...

...but only 10^{13} are ours



resistance is inevitable...



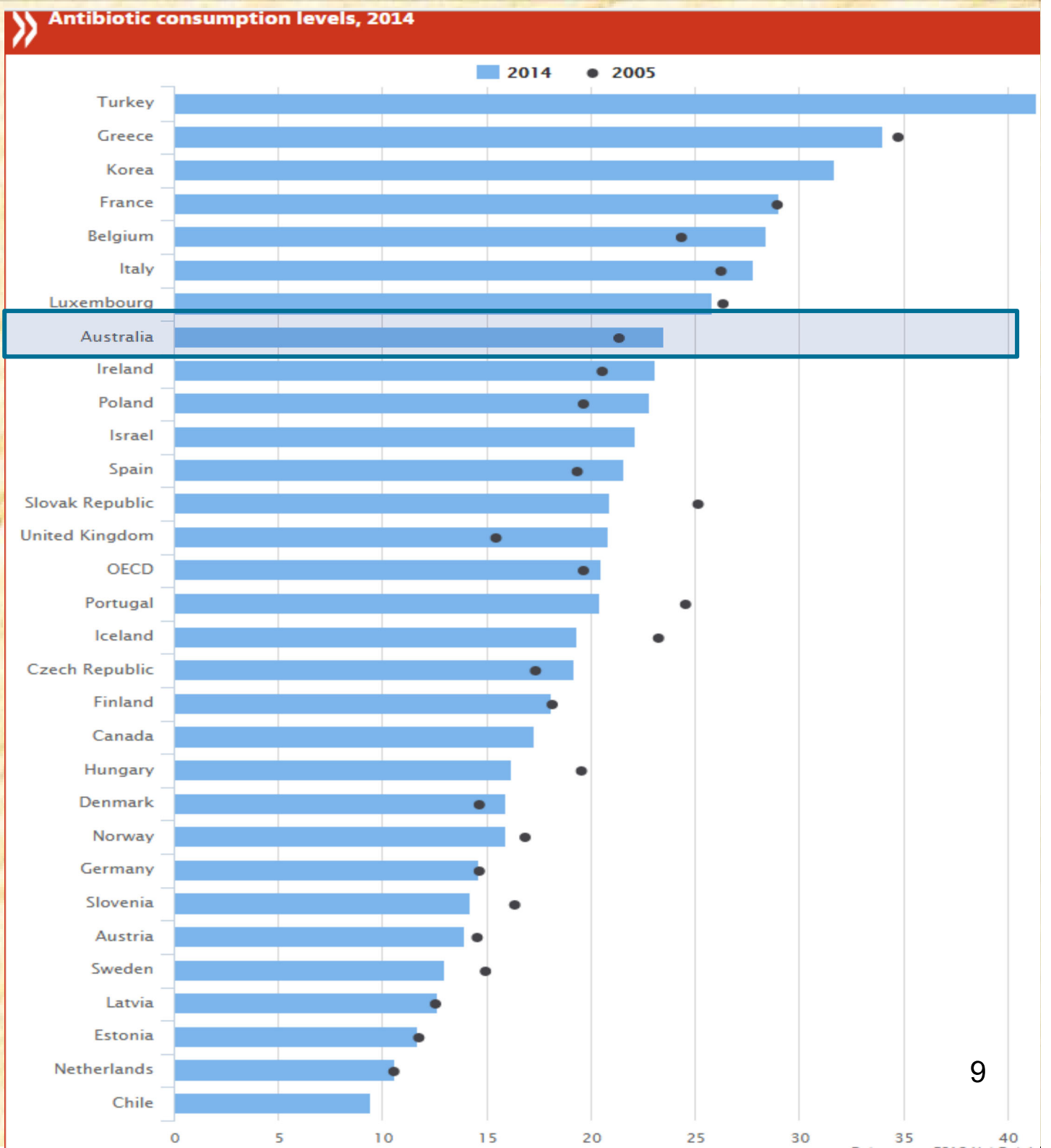
Number of antibiotics prescription to PBS in 2013

DUSC 2014

GPs	21,705,360	75%
other medical	6,209,423	21%
others	946,540	4%

10 million patients (45% of the Australian population) were supplied at least one antibiotic under the PBS/RPBS in 2013 (\$117m)

antibiotic use



Healthy person

Susceptible to infections

Transmission of virus

Vaccination

Exercise

CAMs
(eg Probiotics)

Physical barriers
(eg handwashing)

with symptoms

needs for reassurance

antibiotics assumptions

symptom relief

Public
campaigns

CAMs
(eg Zinc)

OTCs
(eg NSAIDs)

Attends GP

GPs
prescribing
habits

Patient
expectations

Perceived
patient
demand

Diagnostic uncertainty

Safety-
netting

Time
pressure

Steroids

Therapeutic
vacuum

GP
education

Shared decision
making

Diagnostic
tests and
biomarkers

Delayed
antibiotic
prescribing

Policy

CAMs
(eg Echinacea)

behavioural
intervention

Prescribed antibiotics

Mismatch between guidelines and packet size

Policy

antibiotic conservation

is it just the
animals?



- ▶ presentations are for stimulus
- ▶ the real work is the discussion
- ▶ working party tomorrow to plan a response

PLEASE DO NOT
SIT ON
THE FENCE

POLLING STATION

