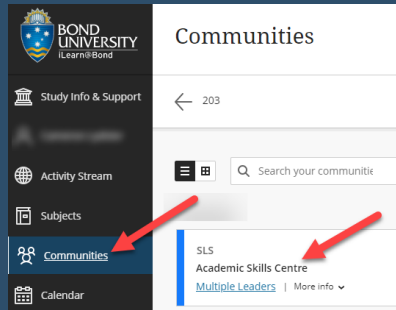


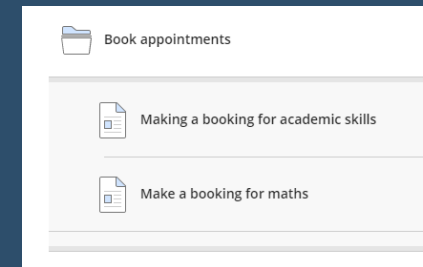
How to make a booking for Academic Skills Centre



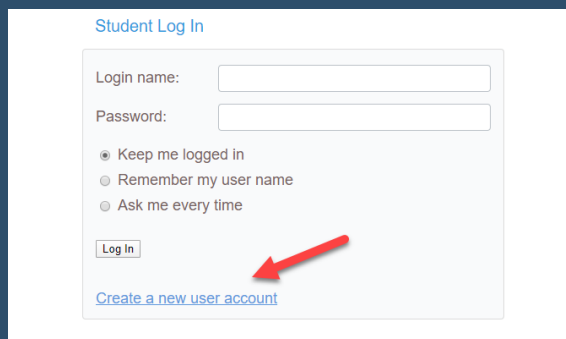
Go to iLearn, click on Communities, then select Academic Skills Centre



Click on Book appointments, selecting academic skills or maths. Then click on the link to the appropriate schedule



Create a new user account the first time you book



Choose an available white space and make an appointment.



You will receive a confirmation email

Bookings

You can make 1 booking per week up to 14 days in advance.

You will receive an email confirmation, email reminder, and a text message before your appointment. If you don't receive an email, check you have used the correct email address.

Cancellations

Please cancel your appointment in plenty of time if you can't come to allow other students to take your time. Penalties apply for no shows. To cancel your appointment, log into the booking system, click on your appointment, and then press delete. You can also email us: asc@bond.edu.au

In person, on campus appointments

Please email your paper before your appointment.

When you arrive, please swipe in. Take a seat and we will see you at your appointment time. Please follow COVID-19 protocols.

Online appointments

Please email your paper before your appointment.

At the time of your appointment:

- Log into iLearn and find the Academic Skills Centre in 'Communities'.
- Go to Blackboard Collaborate, click 'Join session' and scroll down to join the Collaborate office of the Advisor you have booked your appointment with.

