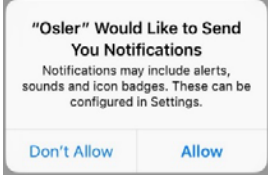


Downloading the Osler ePortfolio App – extra step required to access Bond Assessment


Download – Osler ePortfolio from the App Store or Google Play



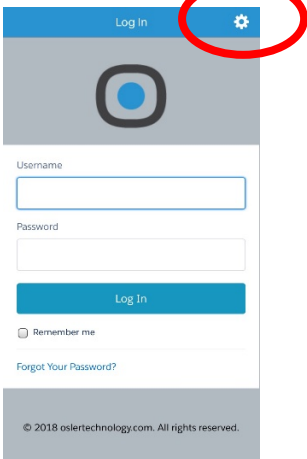
Allow for Notifications



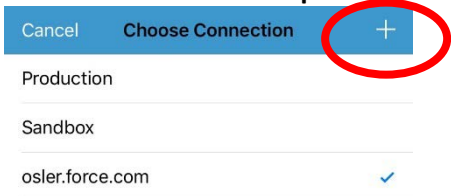
Click Logon but don't actually log on.



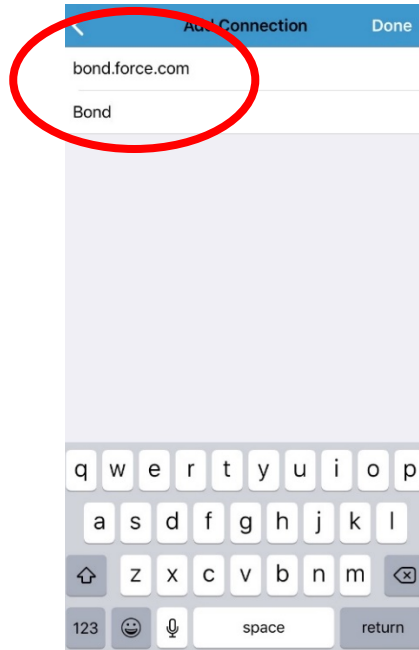
Press the Cog to open the option to add new connections.



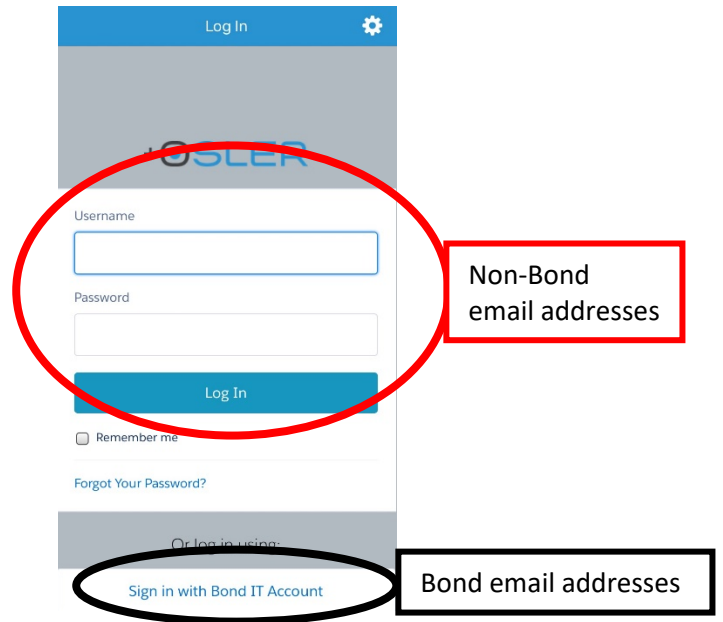
Press the + button at the top to add the new 'connection'



For iPhones add – bond.force.com
For Android add – <https://bond.force.com>
Click Done



This will take them to a different logon screen.



Their username is their email address.

If someone can't remember their password, just send osler@bond.edu.au an email to reset it.

And if anyone ever have issues with the App, they can complete assessment on the website <https://bond.force.com> via their phone browser.

The emails advising of the assessment request have a link that takes the assessor straight to the assessment, so no login is required.